


Fun Music Things for you to do - you can print out this sheet first



1/ Which tune goes with which character in the story?









First watch the video again. Listen, then draw lines to connect each tune with the right character in the story.

- Tune 1 a) Maestro the Dog
- Tune 2 b) Pretty Black and White Cow
- Tune 3 c) The Wizard with the Long Beard
- Tune 4 d) The Smiling Ginger Cat

The answers are right at the end!

2/ Your own Christmas tune

First walk in time with these words. Take a step every time you see a paw print:

| | | | |
|---|---|---|--|
| <i>I like</i> | <i>Christmas</i> | <i>trees and</i> | <i>holly</i> |
|  |  |  |  |
| <i>Santa</i> | <i>Claus is</i> | <i>always</i> | <i>jolly</i> |
|  |  |  |  |

Next, play notes instead of the words, to make up a tune.
Choose from these notes C, D, E, G, A. Start and end on C.
Sing or play your song to the tune you made up. Practise it lots of times.
Ask a friend to shake a bunch of keys as you sing - pretend they are Christmas jingle bells!

Maestro the Dog wishes you a Merry Christmas!

- Answers
- 1 was The Smiling Ginger Cat
 - 2 was Maestro the Dog
 - 3 was the Wizard
 - 4 was the Pretty Black and White Cow